



Steeler

— DUTCH CUSTOM CLASS —


INTRODUCING THE
BRONSON 50



An aerial photograph of a dark-colored boat moving across the ocean. The boat is positioned in the lower-left quadrant of the frame, leaving a wide, white, turbulent wake that extends diagonally towards the upper-right. The water's surface is covered in small, sunlit ripples, creating a shimmering effect. The wake's edges are slightly irregular, showing the boat's path and the churning of the water.

STEELER BRONSON 50

Unmistakably Steeler,
Stunningly different.



During the first sea trials in St. Tropez the weather conditions were force 5-6 wind and a choppy sea, ideal for the Bronson 50 to be tested. Remarkable was the complete absence of spray water, the low noise level enabling conversations at full speed, smooth wave handling and excellent view from the steering area at all speeds.



STUNNINGLY DIFFERENT

The Steeler Bronson 50 is the first powerboat on the market to offer you a fabulous open connection between the suave cruiser-style interior areas and luxurious launch-like outdoor spaces.

Blending the sleek lines of a powerboat with the luxuries of a motoryacht, this remarkable split-level layout is set to change everything.



SHE

is designed to please
is the full package
is the epitome of beauty and class
elegantly outperforms her rivals
is the toughest guy around

She is the Bronson 50

She is the full package

The Bronson 50 is standard equipped with all you need for the ultimate yachting experience

STANDARD SPECIFICATIONS BRONSON 50

Dimensions & Certification

Length overall	15,24 M/ 50 Ft
Beam	4,45 M/ 14.6 Ft
Draft	1,20 M/ 3.9 Ft
Displacement (50% loaded)	16 ton/ 32000 Lbs
Construction	Aluminium EN AW 5083
Classification	CE classification – B

Propulsion & performance

Propulsion	Twin Volvo Penta D8-IPS800
Speed	37 knots (cruising speed 32 knots)
Diesel tanks	2200 L, 2 x fuel filter/water separator, water in fuel alarm.
Range @ cruising speed	440 Nm

Comfort & usability

Generator	Northern Lights 10 KW
Climate Control	28.000 BTU reversible cooling/heating
Sun protection	Radar arch with fixed Bimini

Optional :	rotating T-top transforming the Bimini into a Hardtop (new from Steeler, patent pending)
------------	--



rotating T-top transforming Bimini into Hardtop and vice versa



cruising speed 32 knots



Twin Volvo Penta



Radar arch

Sliding roof

Deck surface

Upholstery

Guardrail

Drinking water

Automatic bilge pumps

Freshwater

Waste water

Entertainment

Television

Cruising, mooring & anchoring

Anchor system

Bow thruster

Navigation Equipment

Trim system

Hydraulic bathing platform

Tender

Hot water System

Sliding glass roof over Galley & Dining area, electrically operated Flexiteek 2.0 on cockpit floor and all decks

Dry foam (water resistant , avoiding wet cushions)

Stainless steel 316, around decks and cockpit

Seagull waterfilters on tab (for 100% safe potable drinking water from the water tank)

Three 24V automatic bilge pumps (65L/min)

270 litres/ 72 Gallon

200 litre/ 53 Gallon

High end audio

10 x GM loudspeakers,

4 x Mosconi power amps,

2 x Flatscreen Mirror TV

(in dining area and master)

Hydraulic push forward system with 24VDC electric windlass. Stainless steel anchor, 60 metre chain.

Side Power 120 KGF proportional

Volvo Penta Glass Cockpit (2 x 16 inch)

VHF Garmin 315I

Garmin Speed / depth transducer

Garmin GPS antenna

Humphree trim system

(for pitch control)

Humphrees Interceptor active ++

(for roll control)

HB Technics, capable to lift Seadoo Trix waterscooter

Zodiac 230, in tender storage under sunbed

Webasto, Isotemp boiler,

50 Liters/ 13.2 Gallon.



Sliding glass roof over Galley & Dining



Hydraulic bathing platform



High end audio

STANDARD SPECIFICATIONS BRONSON 50

Electrical installation

Full Digital Switching

Galvanic isolation transformer
Inverter/Battery Charger
DC System
Batteries

Additional Battery Charger

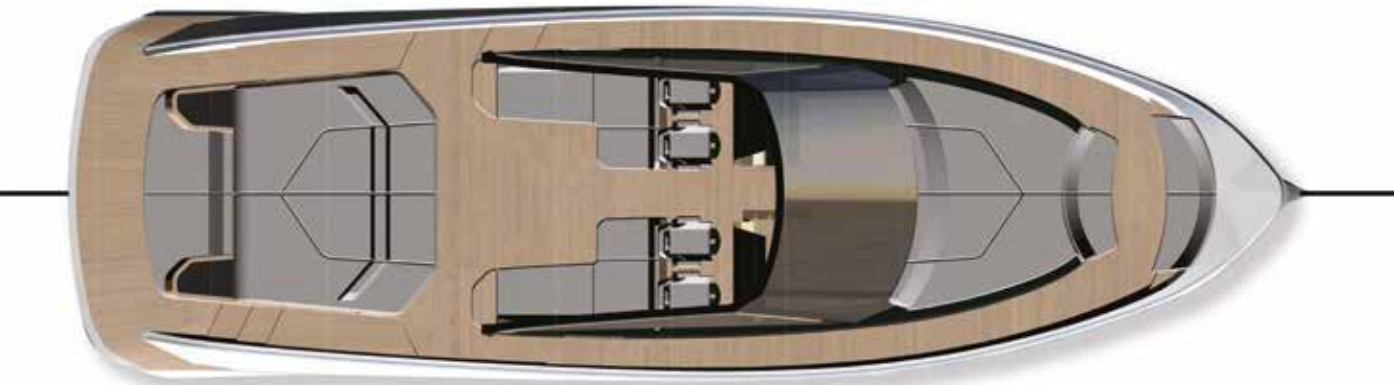
Empirbus/CANbus, with 4 Empirbus modules (64 i/o channel).
This Steeler Digital Monitoring system enables remote service, support and updates.
3500W
Mastervolt Mass Combi Pro 24/3500 24V
2x MLV Lithium Ion 24V 5500 200A ,
4x 160 Ah AGM starting circuit.
Mastervolt, Chargemaster 24/30 - 3 outputs
proportionally controlled battery charger



Volvo Penta Glass Cockpit



Split level lay out, connecting all area's



Interior & carpentry

Lay out finishing

Lay out interior

Domestic Appliances

Toilets

Insulation hull and superstructure

Insulation engine room

Finish In high gloss
Owners cabin with separate WC and shower cabin
Galley & dining area midships, with glass roof
Skipper / guest cabin, with private bathroom (optional instead of storage room).
2x 160 litre Fridge with freeze unit, 1 x Drawer Fridge
Ice Maker, 15 liters
Combi oven/microwave,
Corean Work surfaces,
One handle mixer tab,
2-ring Induction stove
Planus, 24V, Multi, soft closing.

Full Foam Core insulation for thermal insulation and preventing condensation
Mascoat DB soundisolation for silent cruising at high speed



Finish In high gloss metallic,



silent cruising at high speed





She is designed to please

She is the epitome of beauty and class







Optimal enjoyment of every different space from bow to stern is assured thanks to the integrated cockpit and cabin area, which is in effect designed as one open space where all the people onboard can easily stay in touch with each other. Let's walk through the Bronson 50 design together, starting at the stern.

Furthest aft is a wind-protected bench complete with side tables (with storage underneath, making best use of every inch in true Steeler style). This is one of those places on a boat where owners and guests often wish they could sit but typically cannot. Moving forward, expansive sun beds have a back rest that slides aft or forward so you can choose which way to lie and in which direction. Under the lounge bed is another large storage area, with room for a dinghy if you wish.

Approaching amidships are comfy lounge benches to port and starboard, each with a table. At least eight people can enjoy lunch or cocktails here in outstanding comfort and sheltered from the wind.




She elegantly outperforms her rivals

The kings of the cockpit can sit on the four professional helm seats looking forward as one or more operates the widescreen helm and co-driver console.

If watching the world go by makes you peckish, you can step down into the kitchenette to rustle up drinks and food while still maintaining direct contact with the people who are at the helm or chilling on the bow rider seating. The split-level lounge is another nice place to relax on the sofa while still feeling very much in the thick of the action. This whole area can be closed off at the push of a button with a glass hatch roof and glass sides should the weather becomes inclement.

As if this wasn't enough, you also have a superb, spacious interior at your leisure, including a full-beam cabin below the flybridge and a standing-room-height master suite forward with a shower room. The lounge settee also converts into a bed, so you can actually go on trips with up to six guests staying onboard.



She is the toughest guy around

All in all, this is a phenomenal amount of space below for a 50-footer – and just as much room outside to enjoy the al fresco life.

A high-contrast, black and white close-up photograph of a person's face, specifically the right side. The person is wearing a mask made of dark, heavily textured leather. The leather has deep wrinkles and creases, particularly around the eye and cheek areas. The person's eye is visible through a small opening in the mask, looking directly at the camera. The lighting is dramatic, with strong highlights on the leather's texture and deep shadows in the creases. The overall mood is intense and gritty.

"it's the missions that keep us alive"

CHARLES 'LEATHERFACE' BRONSON

She is the Bronson 50

BRONSON 50

BY STEELER YACHTS



STEELERYACHTS.COM